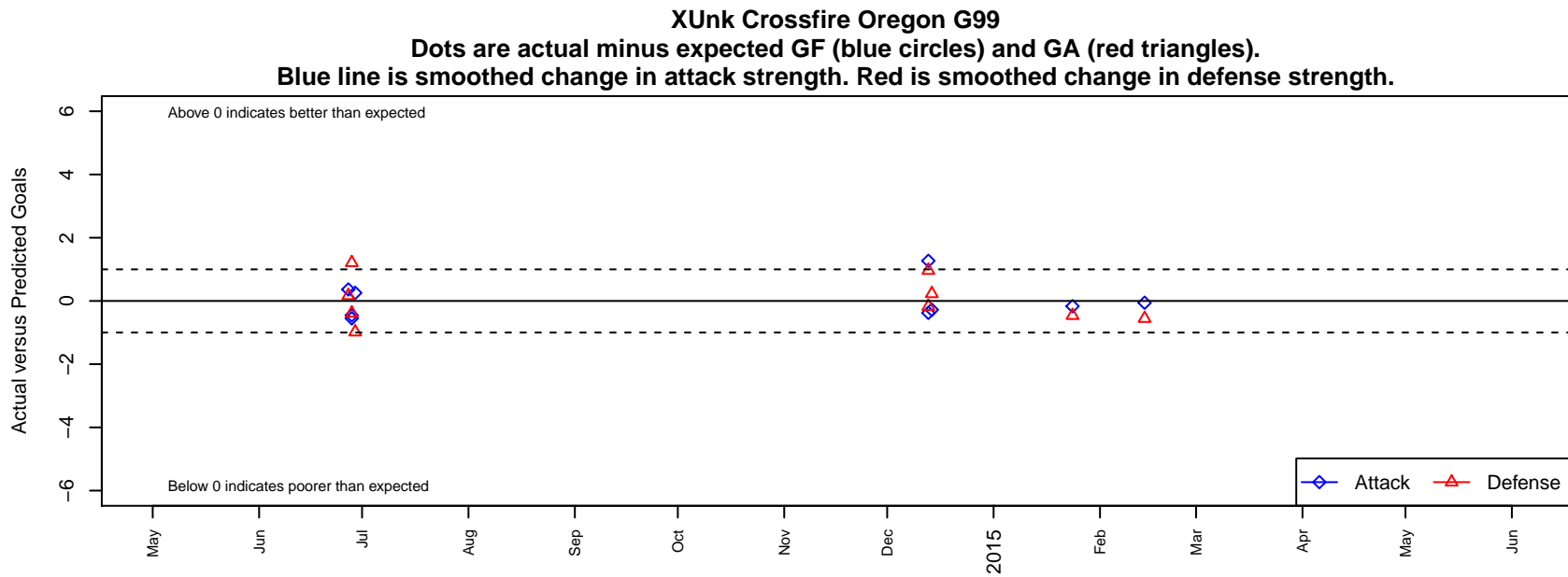


XUnk Crossfire Oregon G99

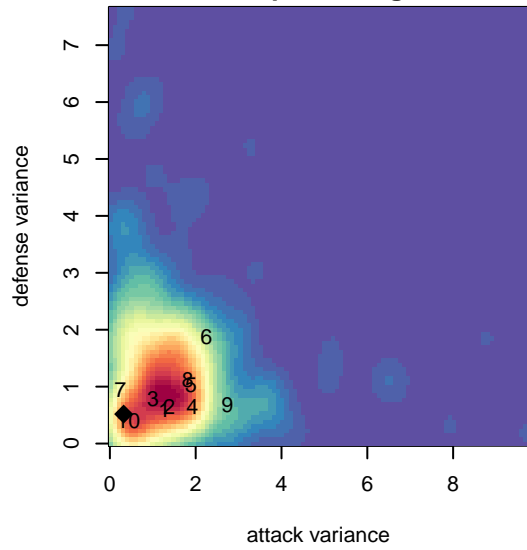
, OR
G99 total strength=1382
attack=5.6 defense=10.06

alt names used:
Crossfire United Oregon
Crossfire Oregon G99

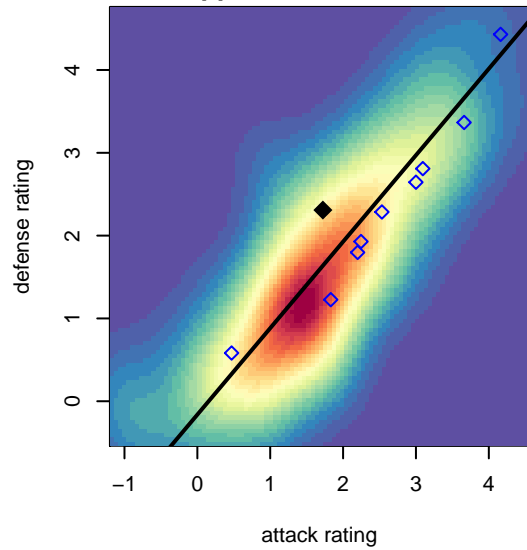
Venues played:
2014 United Cup U15
2014 NWCL U15



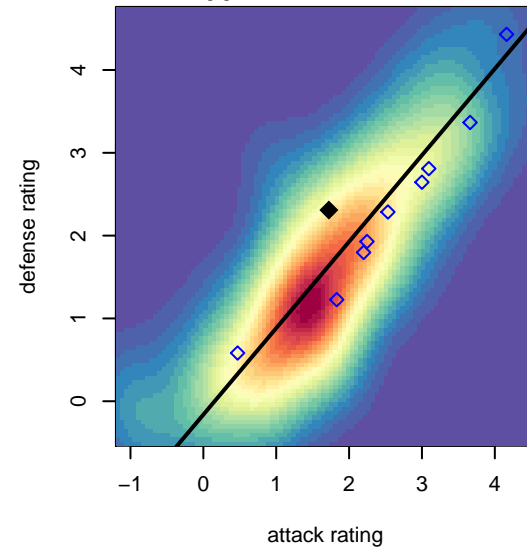
**attack and defense variance (black dot)
relative to other teams
and top 10 in region**



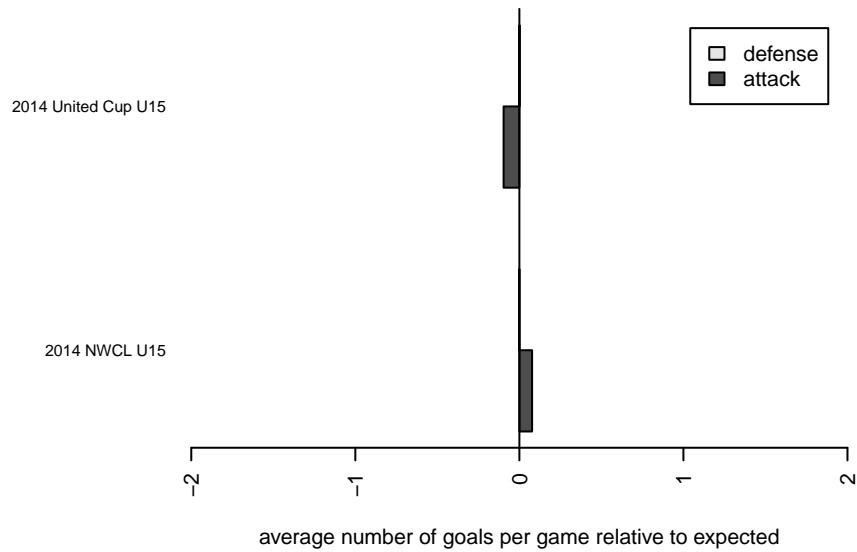
**attack and defense rating
relative to others at age
and all opponents in last 13 months**



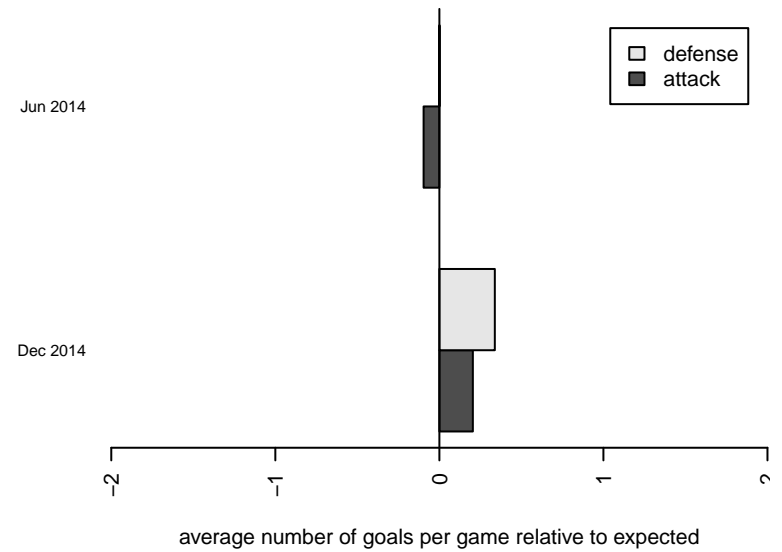
**attack and defense rating
relative to others at age
and all opponents in last 13 months**



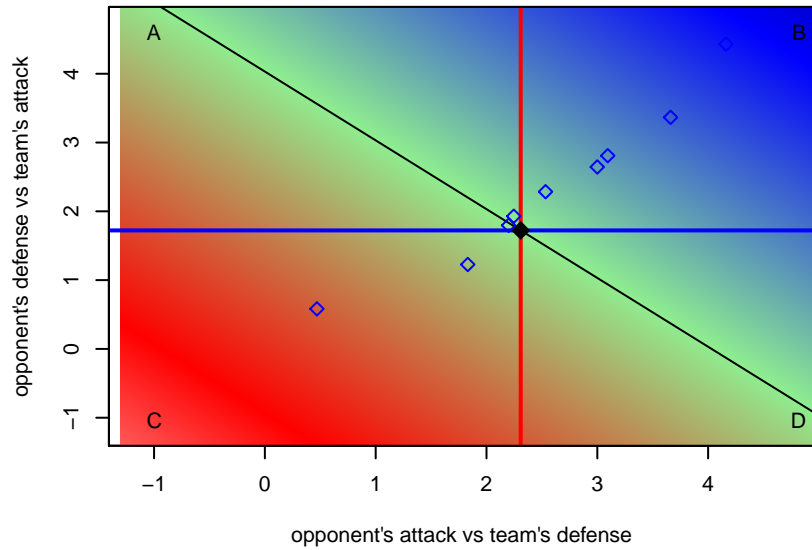
Performance relative to 13 month average



Performance relative to 13 month average



Distribution of opponents
 Red = Lose zone, Blue = Win zone, Green = Even
 Black line separates win/lose zones



lot. A=Neither has attack advantage, B=Opponent has both attack and defense advantage, C=Opponent has both attack and defense disadvantage, D=Both have

date	home		away		venue	pred.home	pred.away
2015-02-14	XUnk Crossfire Oregon G99	0	Crossfire Premier A ECNL G99	7	2014 NWCL U15	0.06	6.45
2015-01-24	XUnk Crossfire Oregon G99	0	ISC Gunners A G99	4	2014 NWCL U15	0.17	3.54
2014-12-14	XUnk Crossfire Oregon G99	0	WPFC A ECNL G00	2	2014 NWCL U15	0.28	2.23
2014-12-13	XUnk Crossfire Oregon G99	2	FC Tacoma Blue G99	0	2014 NWCL U15	0.73	0.96
2014-12-13	XUnk Crossfire Oregon G99	0	Seattle United Copa G99	2	2014 NWCL U15	0.38	1.82
2014-06-29	THUSC Zirconium G99	2	XUnk Crossfire Oregon G99	1	2014 United Cup U15	1.02	0.74
2014-06-28	XUnk Crossfire Oregon G99	1	THUSC Chromium G99	1	2014 United Cup U15	1.45	0.61
2014-06-28	Crossfire OR LOSC Spirit G99	0	XUnk Crossfire Oregon G99	0	2014 United Cup U15	1.21	0.55
2014-06-27	XUnk Crossfire Oregon G99	4	HSC Impact Red G99	0	2014 United Cup U15	3.64	0.17